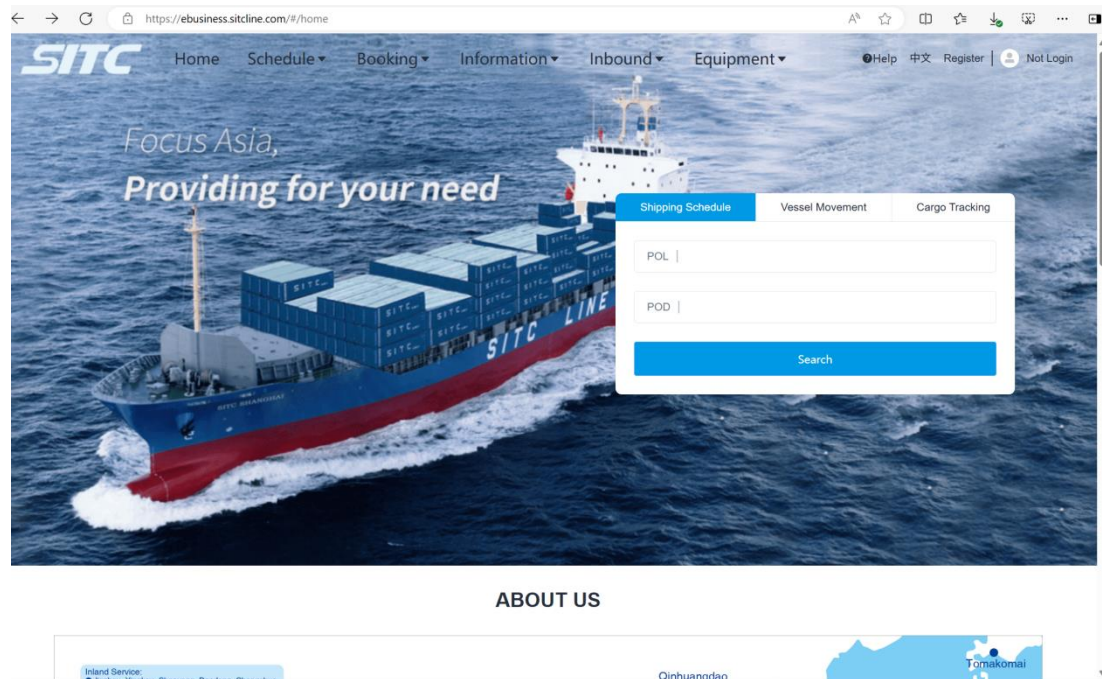


User Registration and Login

1. Page

E-commerce homepage: <https://ebusiness.sitcline.com/#/home>
Home page



New account registration

Please fill in personal information

* Account

* User name
The user name cannot be repeated, it can be English or Chinese, and the length cannot exceed 100

* Password
The password must contain 8 to 30 characters, Must contain uppercase letters+lowercase letters+numbers+special symbols (!@#%&)

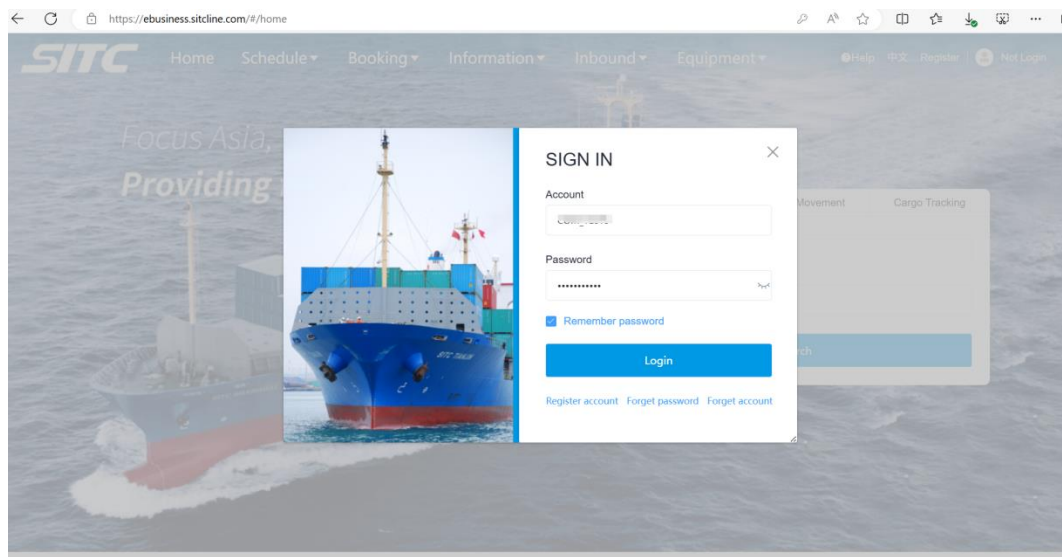
* Confirm
The password must contain 8 to 30 characters, Must contain uppercase letters+lowercase letters+numbers+special symbols (!@#%&)

password

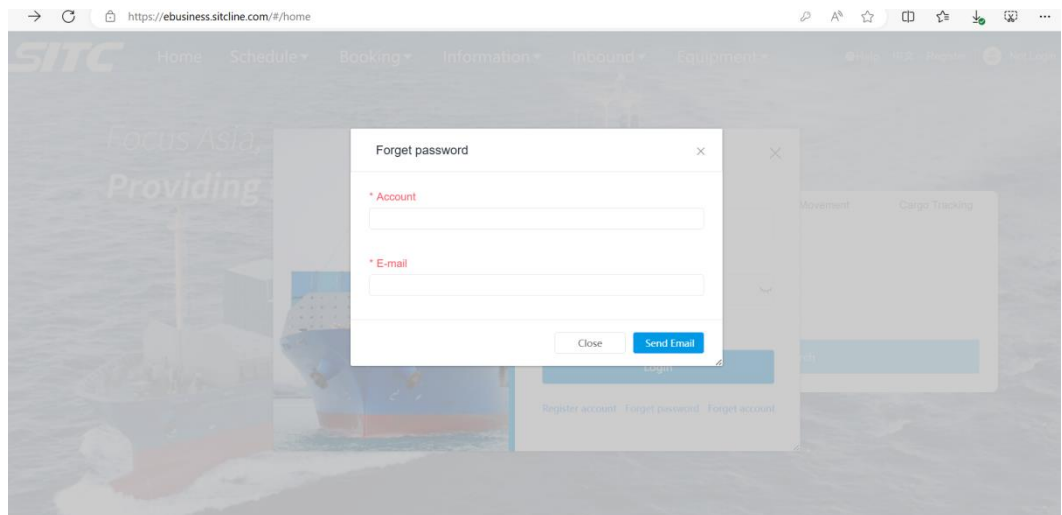
* E-mail

Agree to the terms of registration and use of SITC SHIPPING

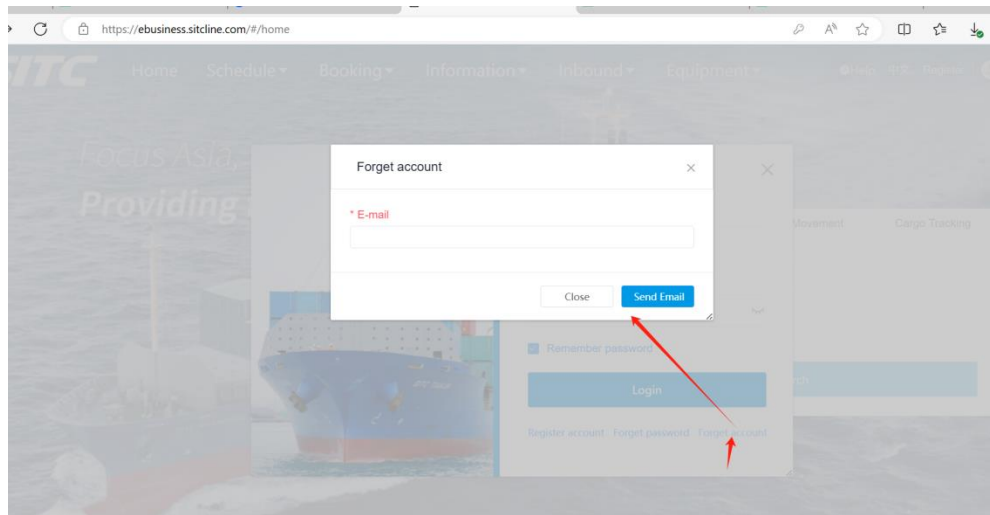
Activate newly registered account Account login



Forgot password



Forgot account

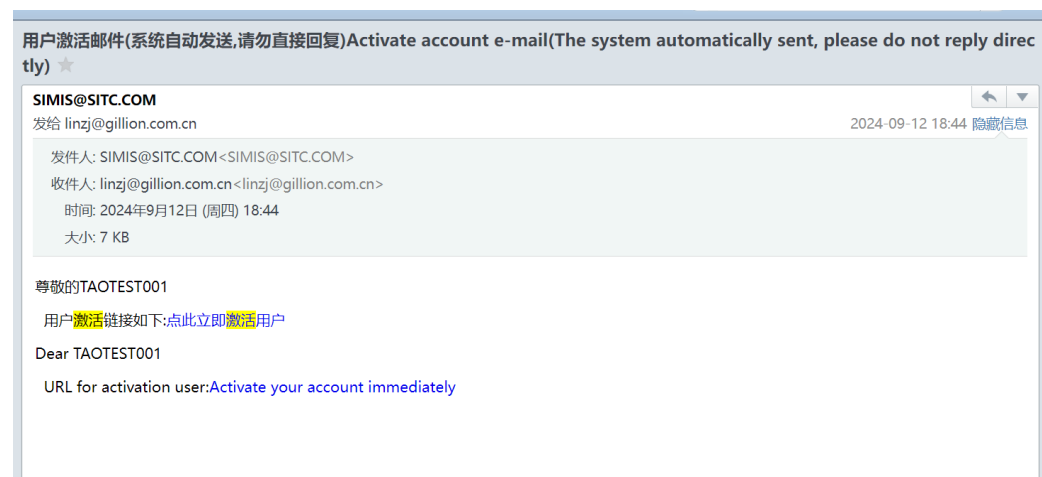


2. Operating Instructions

Click the [Register] button to go to the registration interface.

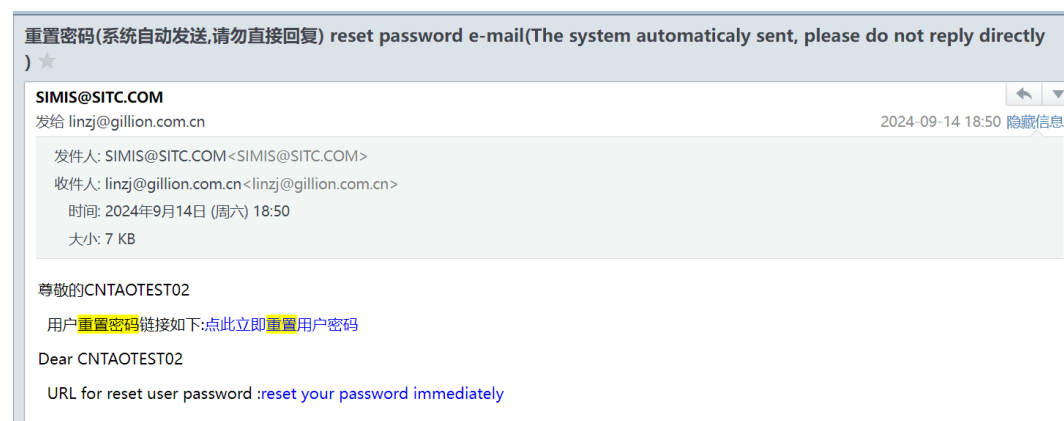
After entering the username, click the [Submit Registration] button. If the username is duplicated or the password does not comply with the rules, a prompt will appear for verification;

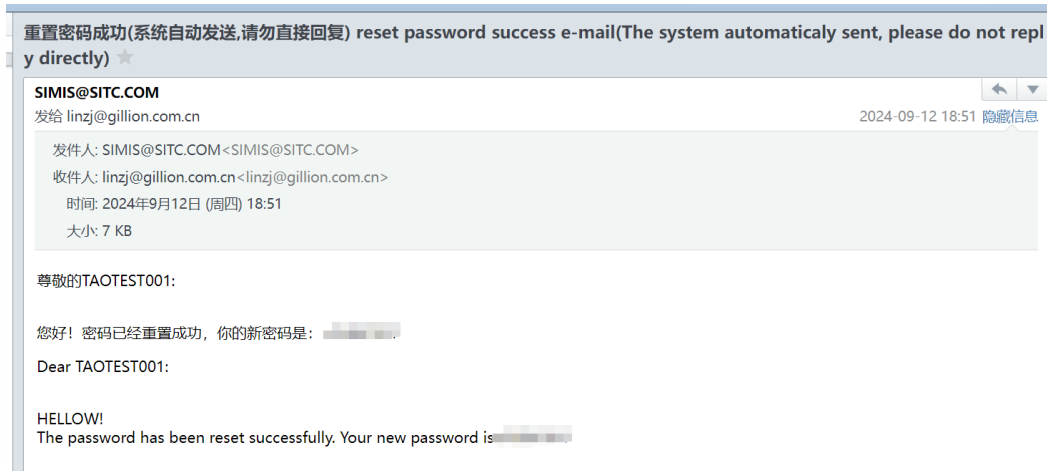
After the user registration is approved, the system will send an email to the registration email for activation. The user clicks on the link in the activation email to successfully register.



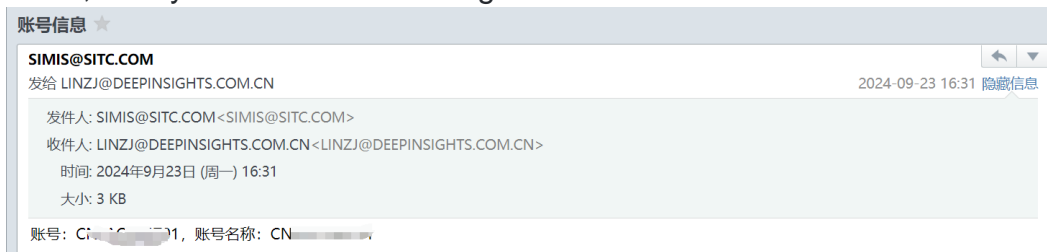
After activation, click on the login pop-up page and enter your username and password to log in

【 Forgot Password 】 Users can click on the forget password button on the login pop-up page to enter the forget password page. After entering their account and email, the system will send a reset password link to the activation email



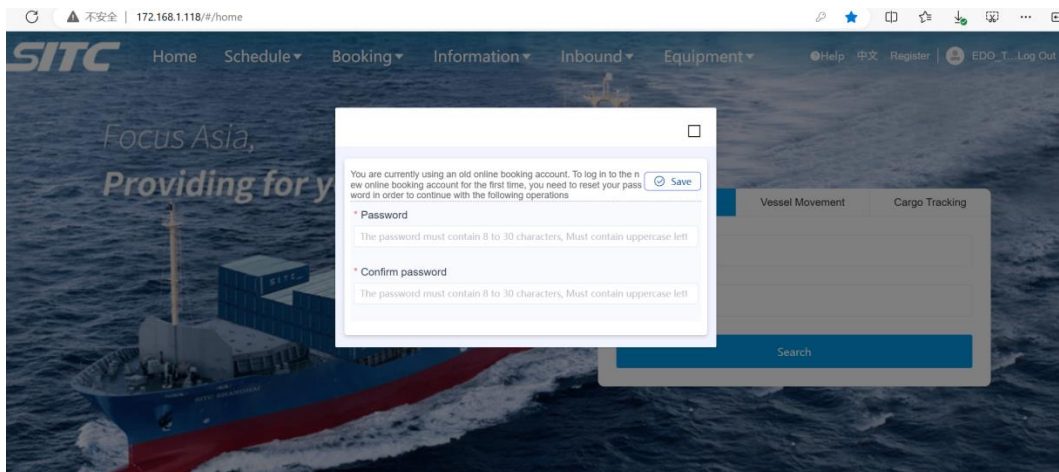


【 Forget Account 】 Users can click on the forget account button on the login pop-up page to enter the forget account page. After entering the activation email, the system will send the registered account to the activation email.

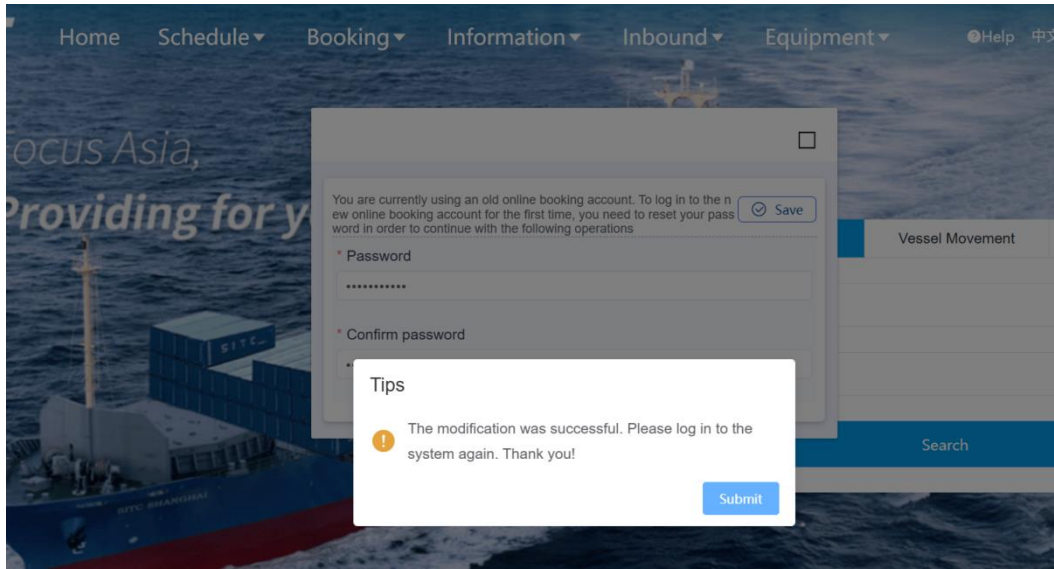


3. Old Online Booking Account Login to New E-commerce Platform

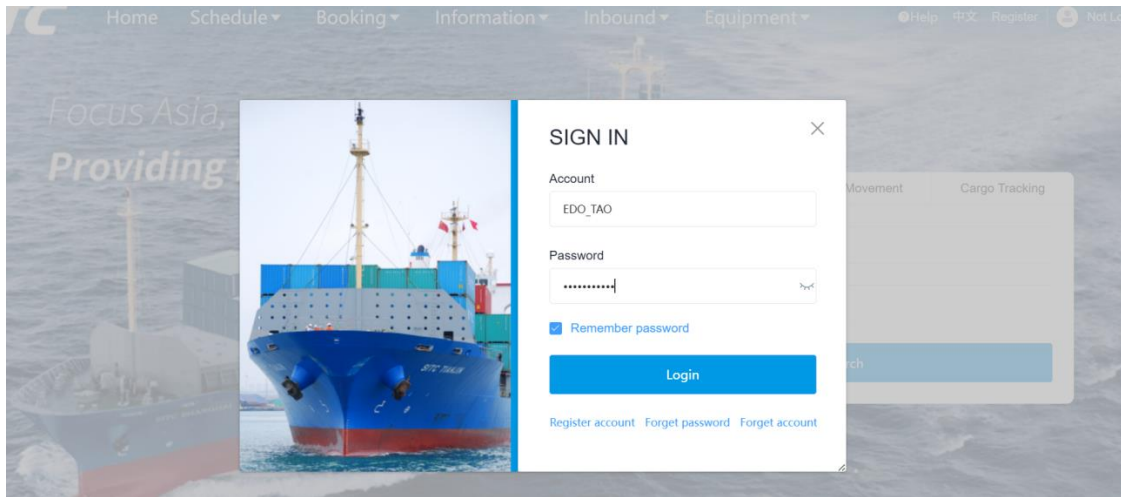
Log in to the new e-commerce platform with a valid old online booking account, and enter the password for the old online booking account for the first login. Then the system will provide a prompt as shown in the following figure. Password needs to be reset.



Reset password, click save



After logging in again, I logged in normally just like the newly registered and activated account.



Personal Center

1. Page

https://ebusiness.sitcline.com/#/userCenter/userCenter

SITC Home Schedule Booking Information Inbound Equipment Help 中文 Register 生产测... L

Booking Person Center X

Import

Settlement Man...:

User Center

Person Center

Bill Consignee Appli...

Children User Manage

Certification Applicat...

BaseInfo

Login Account
COM_TEST5

Account Name
生产测试账号

Activate Email
zhaoxy@deepinsights.com.cn

SIMIS Customer Code
3AKITACORPJTY001

SIMIS Name Cn
AKITA CORPORATION

SIMIS Name En
AKITA CORPORATION

* Notify To Email
zhaoxy@deepinsights.com.cn

Notify CC Email

My Booking List View
 Card Style List Style

[Terms of Registration](#) [Terms of Web Booking](#)

click here can open left menu

click here can open left menu

[Basic Information Editing]: Business notifications can be sent to the email address and copied to the email address before submission.

[Password Management]: Enter the password and confirm it. After the system verifies the password rules, you can submit it